

Benefits for you

One is a world-class Rewards and Benefits platform that helps you build savings, earn cashback, manage your finances and learn. All in one app.

Build savings as you use the app and create a Savings Fund

Build Savings

Recognition of member achievement or special dates through the app

Recognise

Send gift cards to your friends and family

Gift Cards

Financial Literacy and Wellness Learning with 100+ courses

Learning Library

Shop at 70 major retailers and get Cashback instantly

Shop & Save

Automated rewards and recognition delivered in the app

Rewards

Get weekly updates on discounts and great savings

Discount Alerts

Free access for friends and family to enjoy the benefits of oNesto

Friends & Family

Want to know more?

- onesto.co
- youtube.com/@onestoaustralia9799
- info@onesto.co
- facebook.com/OnestoAustralia
- linkedin.com/company/onesto-australia

Download the App

Download the app and get started. Just select Trade Alliance Group as your member provider.



Apple

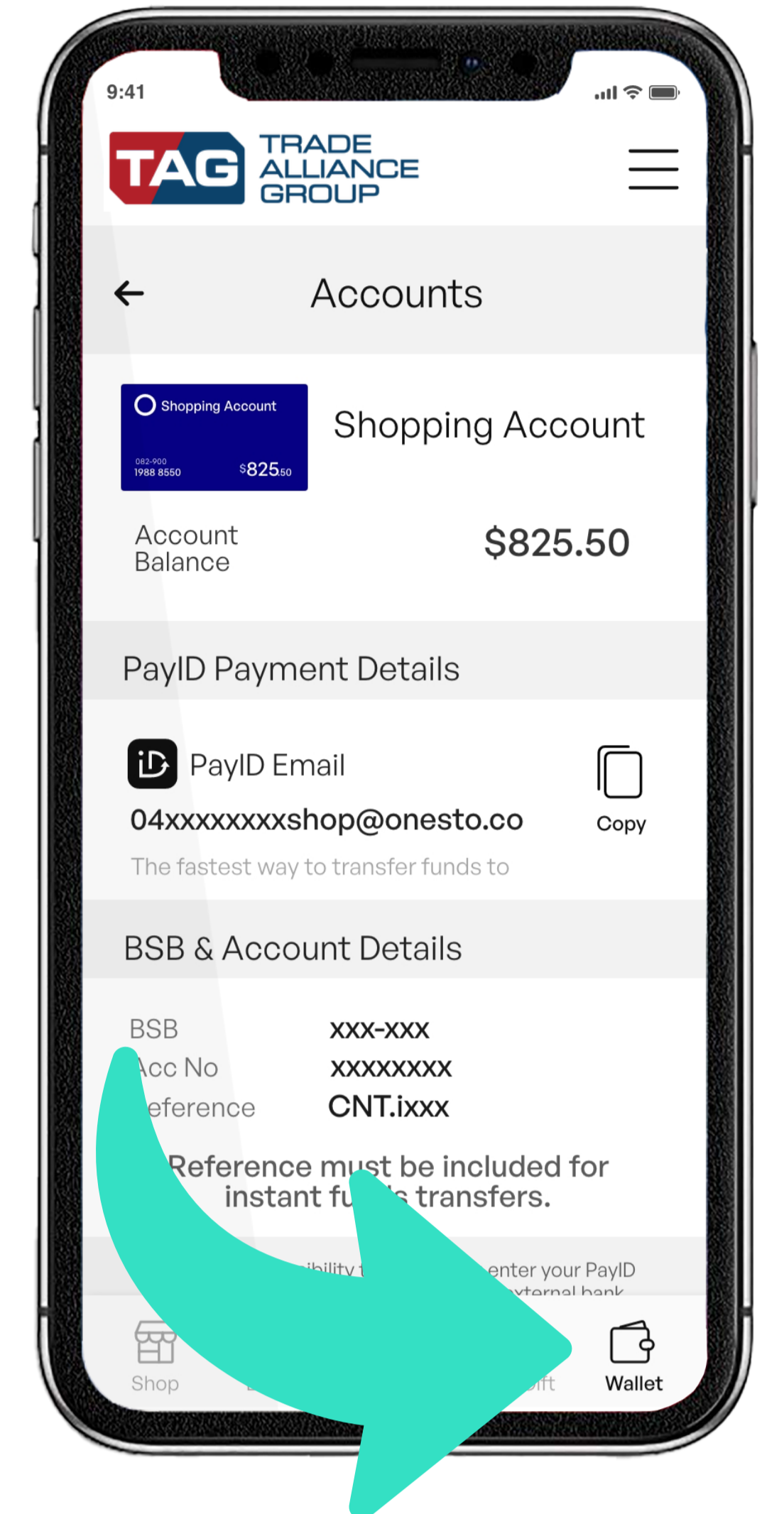


Android

Transfer funds & Add Loyalty Cards

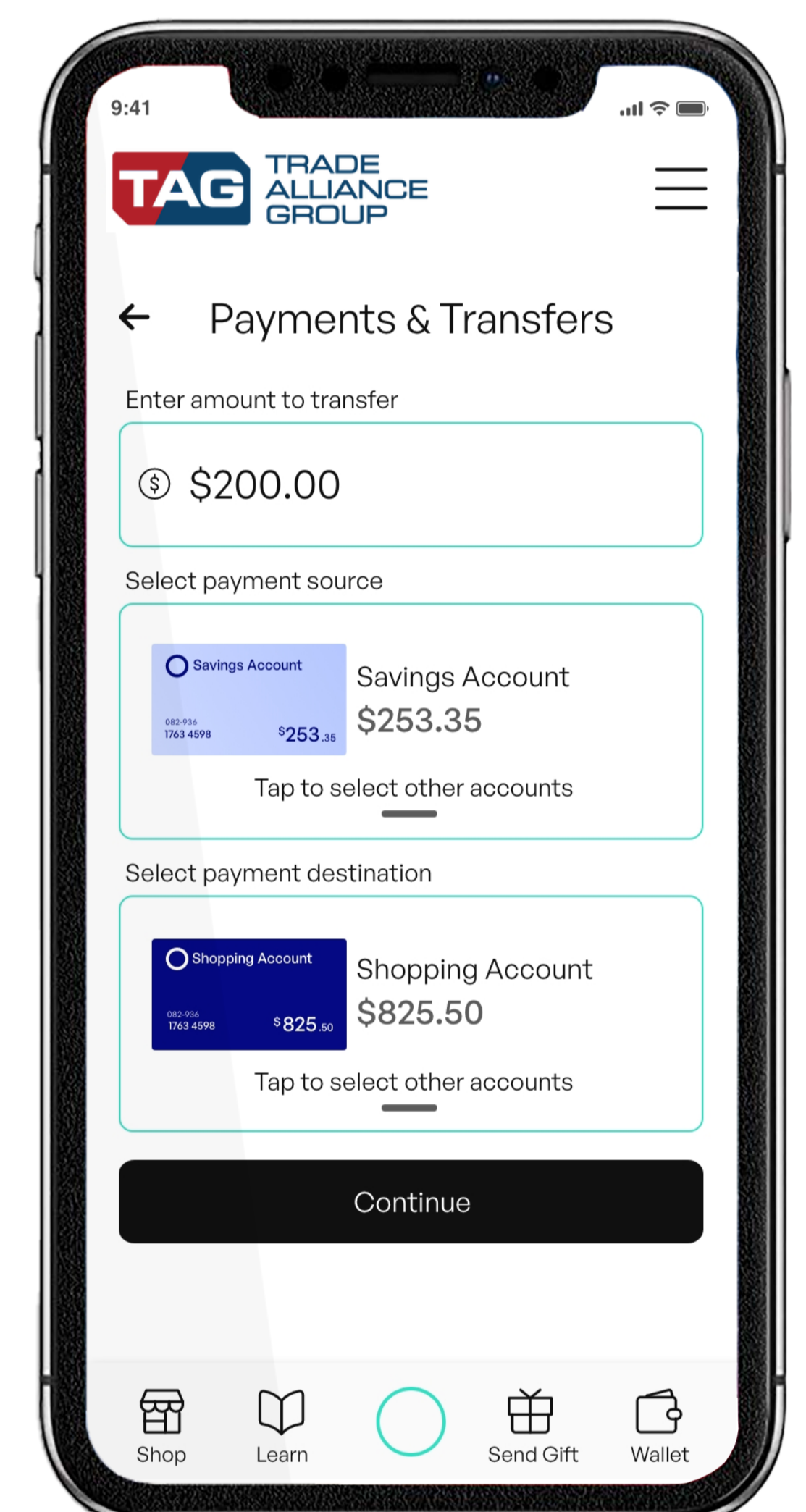
TRANSFER FUNDS TO ONE FOR SHOPPING

- 1 Go to Wallet and Select an Account
- 2 Copy the Account's PayID email or BSB, Account number and reference
- 3 Go to your external bank, insert the One payment details and transfer funds
- 4 Funds are transferred into One immediately



MOVE FUNDS BETWEEN ONE ACCOUNTS

- 1 Go to Transfers from the hamburger ☰ icon
- 2 Enter the amount to be transferred
- 3 Select the payment source and destination
- 4 Send the funds



ADD LOYALTY CARDS TO ONE

- 1 Tap on the Wallet icon in the bottom navigation.
- 2 Scroll to Loyalty Cards and tap the + icon.
- 3 Select the retailer loyalty card
- 4 Scan or add your loyalty card number
- 5 Your loyalty card will be available in the app when you shop or buy gift cards



How to Download & Onboard to One

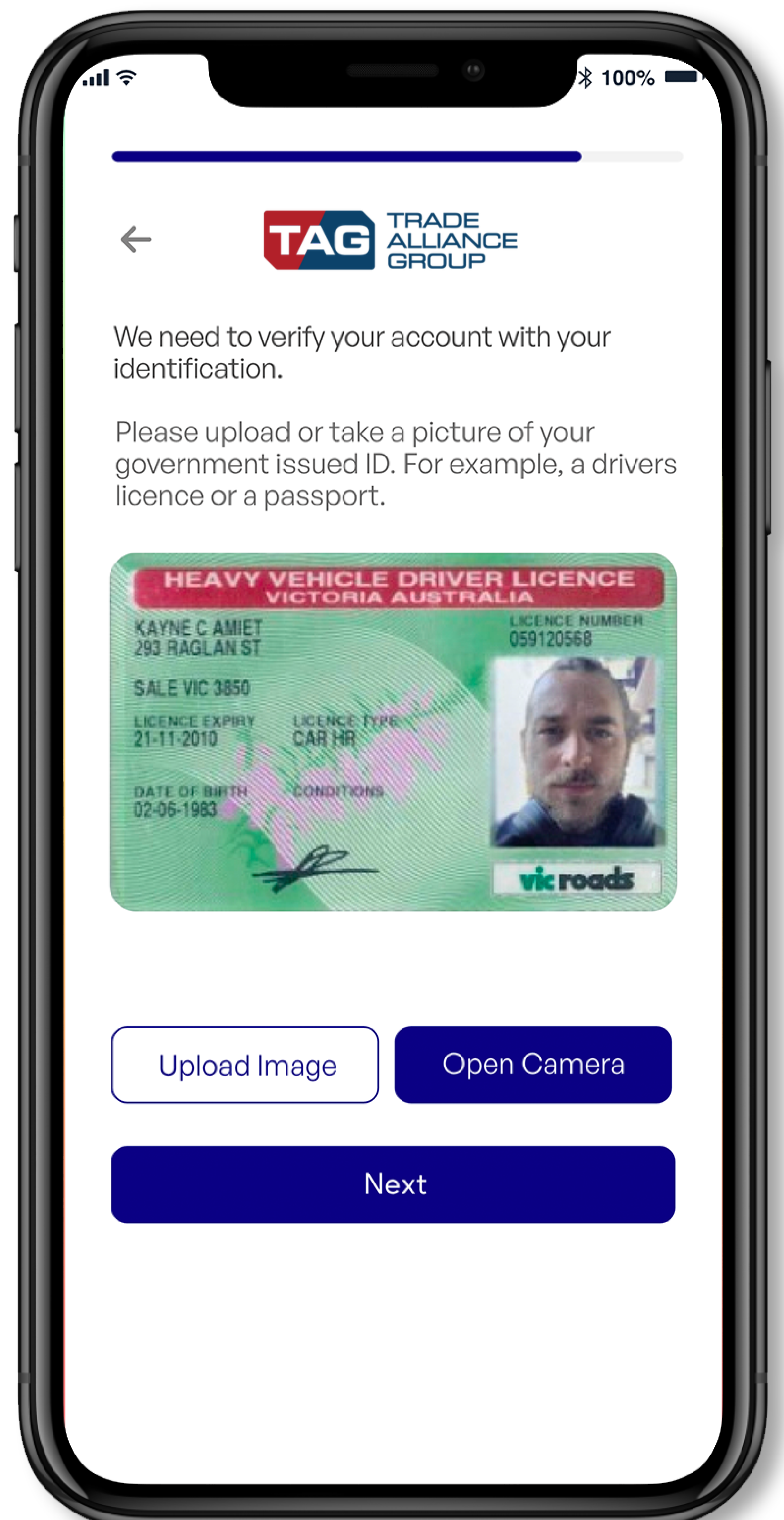
Onboarding only takes a couple of minutes

To download and onboard to One, you'll need your government issued ID, bank details and your phone. Bear with us - we need to make sure your information is secure and you are who you are!

GET GOING IN 5 EASY STEPS

- 1 Download the One App from App Store or Google Play
- 2 Create and verify the account
- 3 Select Trade Alliance Group as your member provider
- 4 Once your organisation is selected please enter in:
 - First name and Last name
 - Membership ID Number (in TAG Portal)
 - Business Postcode
- 5 ID verification is required to validate your profile
 - Government issued ID (such as driver's license or passport)
 - A current bank account and BSB
This allows us to transfer any money to your preferred bank account

Verification takes around 10 mins during business hours.



Download One from the App Stores

Scan the QR code to your app store and download One to start getting benefits

Powered by onesto.co



Apple



Android